












LOCKER ROOM

BEFORE SHIFT	
Hand hygiene on entry	
Wear a mask at all times in locker room	
Clean & disinfect all locker surfaces (inside & outside) with 2-step process : a) 1 wipe to clean b) Another wipe to disinfect	
Place belongings inside your locker	
Ensure any items taken on the unit are cleaned & disinfected (Please limit the number of items brought onto the care floor)	
Hand Hygiene	
Put on eye protection	
AFTER SHIFT	
Hand hygiene on entry	
Put on new mask	
Wear your mask at all times when in the locker room and traveling out of the care home	
Clean & disinfect using a 2 step process eye protection, name tag, contents of pockets and all locker surfaces	
Changing into street clothes if not going directly home is recommended	
Hand hygiene	
Either keep your dedicated work shoes at work or take them with you when you leave	

SUPPLIES FOR Locker Room:

1 HAND SANITIZER

1 DISINFECTANT WIPES

1 BOX MASKS

20 April 2021