

# Personal Protective Equipment (PPE): Instructions For Shelter & Housing Providers

PPE = Mask, eye protection (face mask with shield or goggles), gown, gloves


**Clean hands for 30 seconds with alcohol hand rub or soap and water**



Any client areas (reception, hallways, common areas etc.)




Direct care for asymptomatic or COVID-negative client in any area



Direct care for symptomatic or COVID-positive client in any area

## Putting On PPE

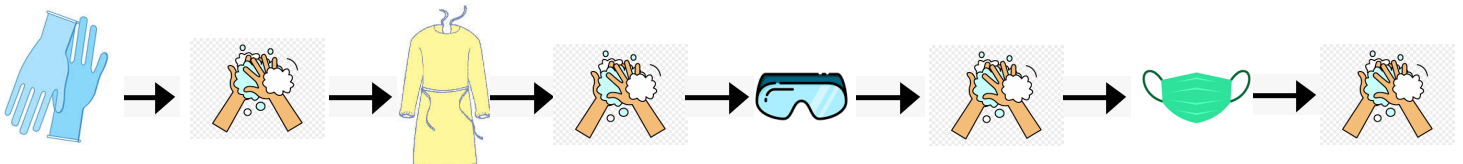


**Gown** is open in back; ties secured at neck and back

**Mask** straps go behind ears/head, snug fit to nose, and fully covers chin

**Gloves** are pulled up to cover cuffs of gown

## Taking Off PPE



**Gloves:** Grab palm of one glove and pull off, then slide fingers of hand under other glove at wrist and peel off - **do not touch outside of gloves**

**Eye protection & mask:** remove from back; **do not touch front or sides**

- Use same mask & eye protection for 1 shift unless wet, dirty, damaged
- Clean eye protection when visibly dirty and at end of each shift (if reusable)
- Gown & gloves changed after each single use