




Personal Protective Equipment (PPE): Instructions For Overdose Prevention Sites (OPS)

PPE = Mask, eye protection (face mask with shield or goggles), gown, gloves

The best protection is proper hand washing: soap & water, 30 seconds

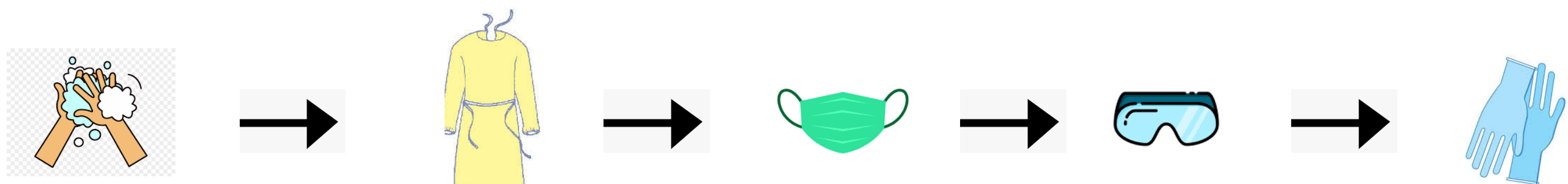
 +  At Reception, if unable to remain 2M away

 +  +  Care for asymptomatic or COVID-negative client in any area

 +  +  +  Care for symptomatic or COVID-positive client in any area & responding to an OD using O2 with simple mask

 +  +  +  Responding to an OD for symptomatic or COVID-positive client using BVM
For trained staff fit-tested for N95 and masks available

Putting On PPE

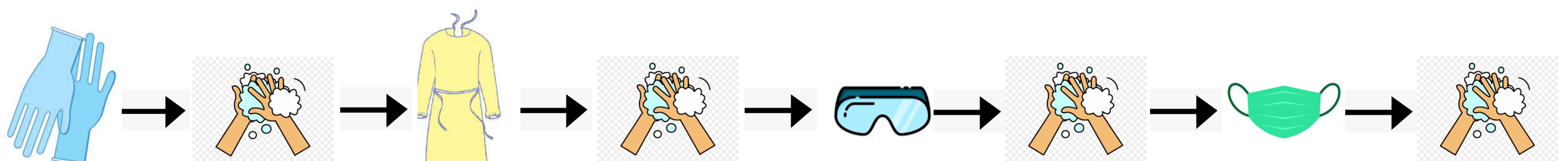


Gown is open in back; ties secured at neck and back

Mask straps go behind ears/head, snug fit to nose, and fully cover chin

Gloves are pulled up to cover cuffs of gown

Taking Off PPE



Gloves: Grab palm of one glove and pull off, then slide fingers of hand under other glove at wrist and peel off - **do not touch outside of gloves**

Eye protection & mask: remove from back; **do not touch front or sides**

- Use same mask & eye protection for 1 shift unless wet, dirty, damaged
- Clean eye protection when visibly dirty and at end of each shift (if reusable)
- Gown & gloves changed after each single use