









Refer to IPAC website, <http://ipac.vch.ca/Pages/Emerging-Issues.aspx>, to ensure you are using the most updated protocol.

### Phlebotomy Tubes Inventory Checklist for Ebola Virus Disease/ other Viral Hemorrhagic Fever

Request a priority test list from the physician if the patient is difficult to draw.

**Difficult collections: most importantly, need the blood tubes for Ebola testing - 5 mL gold and 6 mL Lavender.** Collect 1 set of blood culture tubes before other bloodwork and 2<sup>nd</sup> set of blood culture tubes last in order of draw.

All tubes are pre-labeled with pink sticker "Suspect Ebola VD/VHF Sample"

Test	Type of Tubes	Number of Tubes	Order of Draw	
<b>Microbiology: BCA</b> Blood Cultures x 1 set (plastic bottles, not glass)	One Grey top aerobic bottles	one bottles	1	
	One Lavender top anaerobic bottles	one bottles	2	
<b>Ebola Serology: EBOLAB</b> (EBOLAB includes the PCR)	Gold top tubes (serum separator) <b>5 mL</b>	two tubes	3	5 mL 
<b>Chemistry: VHFRMP</b> Albumin, ALP, ALT, AST, Calcium, Creatinine, Glucose, Lytes (Sodium, Potassium, Chloride, Total CO2) Total Bilirubin, Total Protein, Urea	Light Green (Lithium Heparin) 3 mL <b>Do not centrifuge</b>	one tube	4	3 mL 
<b>Ebola PCR: EBOLAB</b> (EBOLAB includes the serology)	Lavender top (EDTA) <b>6 mL</b>	two tubes	5	6 mL 
<b>Hematology:</b> Malaria – rapid & thin smear, <b>MALS</b> , Hemoglobin, <b>HBB</b> , Estimated WBC, <b>WBCB</b> , Estimated platelet count, <b>PLATB</b>	Lavender top (EDTA) <b>3 or 4 mL</b>	one tube	6	3 or 4 mL 
<b>Microbiology: BCA</b> Blood Cultures x 1 set (plastic bottles, not glass)	One Grey top aerobic bottles	one bottles	1	
	One Lavender top anaerobic bottles	one bottles	2	

Note: Test code **EBOLAB** will generate labels for all 4 tubes, 2 x gold for Ebola Serology and 2 x lavender for the Ebola PCR. Only need to order EBOLAB once.