

Viral Hemorrhagic Fever


Quick Reference - Donning and Doffing Personal Protective Equipment.

Always use detailed checklist to don/doff PPE.

Outside Room Donning



1 Shoe Covers



2 Hand Hygiene



3 Impermeable gown



4 Bouffant cap




5 N95 Respirator



6 Impermeable hood



7 2 step fit check



8 Face shield



9 Double Gloves




10 Check

Before Doffing



1 Inspect PPE



2 Remove gross soil



3 Wipe off gloves



4 Wipe door knob



5 Exit onto mat

Warm zone Doffing – **Alcohol hand rub is used after each step (not shown)**



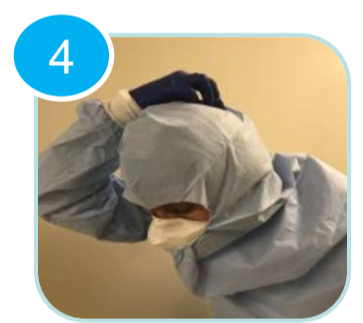
1 Disinfect gloves



2 Remove outer gloves



3 Remove face shield



4 Remove Hood



5 Release ties



6 Remove gown



7 Roll inside out



8 Remove shoe covers



9 Remove inner gloves



10 Hand Hygiene




11 Don new gloves




12 Remove N95



13 Remove cap



14 Remove gloves



15 Hand Hygiene