


# HOW TO CLEAN A DYNAMAP

- 1. High-Touch Surfaces**
- Screen
  - Buttons
  - Blood Pressure cuff (see 1.a)
  - Pulse Oximeter (see 1.b)

- 2. High-Touch Surfaces**
- Handle

- 3. Basket**

- 4. Stand & Cord**




**QUICK CLEAN** – after every use of dedicated equipment  
Clean and disinfect all high touch surfaces.


**FULL CLEAN** – between patients  
Clean and disinfect all surfaces.

**ADDITIONAL INFORMATION:  
HIGH TOUCH SURFACES**

**1.a) Blood Pressure cuff hose -**  
clean and disinfect from machine to patient environment touch point



**b) Pulse Oximeter -**  
clean and disinfect from machine insertion point to sensor probe, don't forget inside the clip!



**PROCESS FOR CLEANING and DISINFECTION:**

Clean and Disinfect from

- High to Low, AND
- Clean to Dirty (#4 to #1, including #1 a and b)

**NOTES:**

- Use Accelerated Hydrogen Peroxide Wipes to clean and disinfect.
- Cleaning and Disinfection is a two-step process:
  1. Use one or more wipes to clean.
  2. Use one or more wipes to disinfect.

**Electrical cord**  
clean and disinfect from machine to plug.